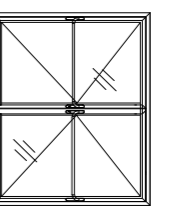
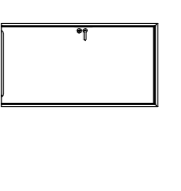
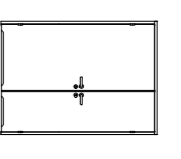
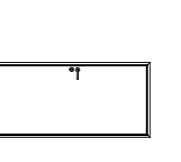
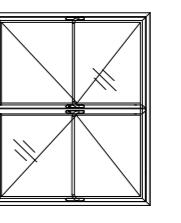
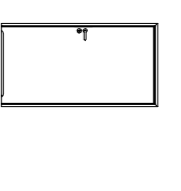
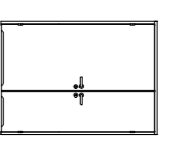
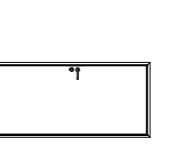
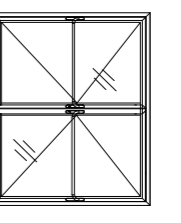
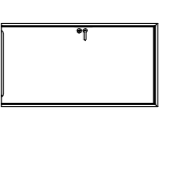
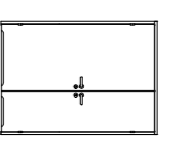
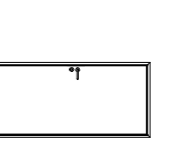
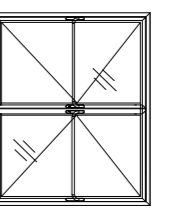
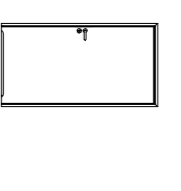
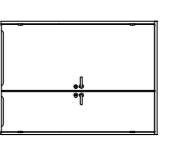
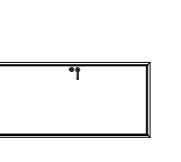


# ŚLUSARKA WEWNĘTRZNA

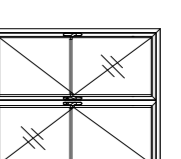
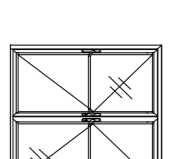
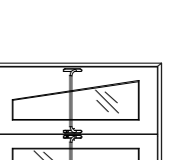
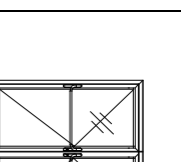
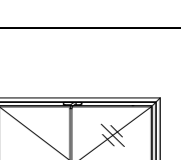
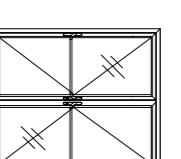
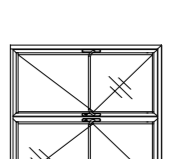
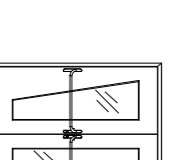
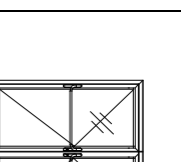
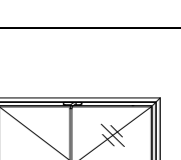
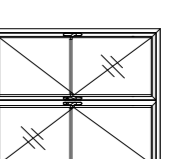
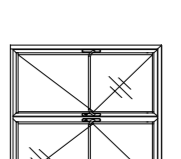
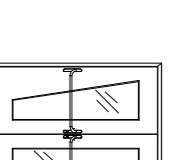
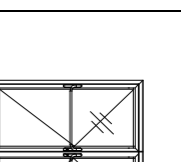
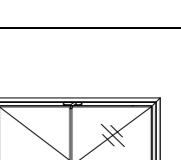
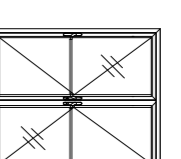
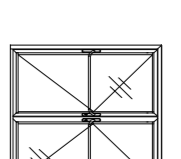
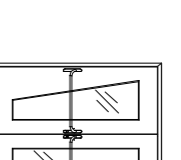
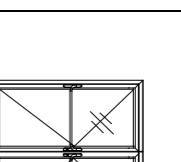
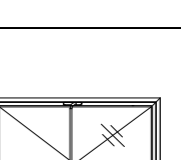
# Zestawienie ślusarki i stolarki

skala 1:100

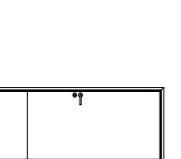
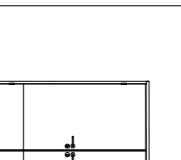
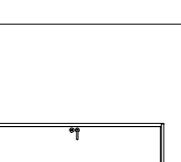
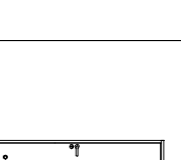




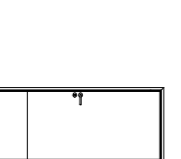
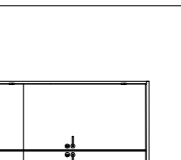
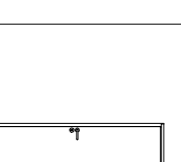
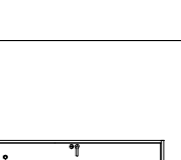




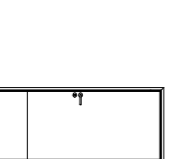
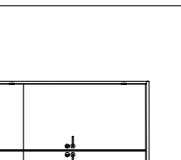
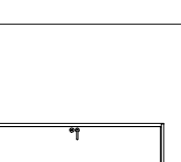
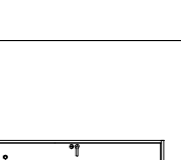




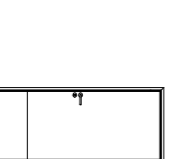
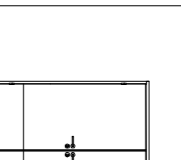
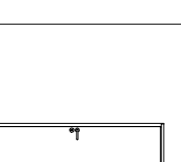
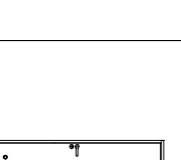




## Ślusarka stalowa wewnętrzna

Oznaczenie	D64	D6	D27	D1'
Opis	Kierowne pale	Kierowne pale	Kierowne pale	Kierowne pale
Schemat				
				
				
				
Wymiary w świetle oszczędny	S 245	H 100	S 140	H 80
Wymiary w świetle drzwi w rozmiarze	H 203	S 205	H 150	S 205
Wymiary w świetle drzwi w rozmiarze	S 255	H 110	S 150	H 90
Wymiary w świetle drzwi w rozmiarze	H 206	S 210	H 210	S 210
Metaleł	stal	stal	stal	stal
Oporność ogniowa	E60	E60	E60	E60
Isolacyjność akustyczna	-	-	-	-
Waga	Costa materiału: 100 kg/m <sup>2</sup> Costa robocizny: 300 zł/m <sup>2</sup> Costa wykonania: 100 zł/m <sup>2</sup> Costa transportu: 100 zł/m <sup>2</sup>	Costa materiału: 100 kg/m <sup>2</sup> Costa robocizny: 300 zł/m <sup>2</sup> Costa wykonania: 100 zł/m <sup>2</sup> Costa transportu: 100 zł/m <sup>2</sup>	Costa materiału: 100 kg/m <sup>2</sup> Costa robocizny: 300 zł/m <sup>2</sup> Costa wykonania: 100 zł/m <sup>2</sup> Costa transportu: 100 zł/m <sup>2</sup>	Costa materiału: 100 kg/m <sup>2</sup> Costa robocizny: 300 zł/m <sup>2</sup> Costa wykonania: 100 zł/m <sup>2</sup> Costa transportu: 100 zł/m <sup>2</sup>

## Ślusarka aluminiowa wewnętrzna

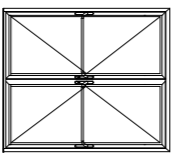
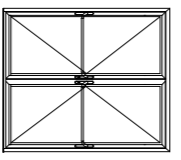
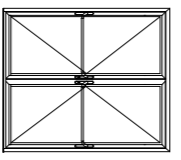
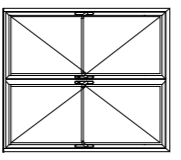
Oznaczenie	D64	D62	D63	D64	D65
Opis	Kierowne przesłowe	Kierowne przesłowe	Kierowne przesłowe	Kierowne przesłowe	Kierowne przesłowe
Schemat					
					
					
					
Wymiary w świetle oszczędny	S 180	H 220	S 190	H 200	S 180
Wymiary w świetle oszczędny	H 220	S 190	H 200	S 190	H 220
Wymiary w świetle drzwi w rozmiarze	S 190	H 225	S 200	H 205	S 190
Wymiary w świetle drzwi w rozmiarze	H 225	S 205	H 205	S 205	H 225
Metaleł	aluminium	aluminium	aluminium	aluminium	aluminium
Oporność ogniowa	-	E60	-	E60	E60
Isolacyjność akustyczna	-	-	-	-	-
Waga	Costa materiału: 100 kg/m <sup>2</sup> Costa robocizny: 300 zł/m <sup>2</sup> Costa wykonania: 100 zł/m <sup>2</sup> Costa transportu: 100 zł/m <sup>2</sup>	Costa materiału: 100 kg/m <sup>2</sup> Costa robocizny: 300 zł/m <sup>2</sup> Costa wykonania: 100 zł/m <sup>2</sup> Costa transportu: 100 zł/m <sup>2</sup>	Costa materiału: 100 kg/m <sup>2</sup> Costa robocizny: 300 zł/m <sup>2</sup> Costa wykonania: 100 zł/m <sup>2</sup> Costa transportu: 100 zł/m <sup>2</sup>	Costa materiału: 100 kg/m <sup>2</sup> Costa robocizny: 300 zł/m <sup>2</sup> Costa wykonania: 100 zł/m <sup>2</sup> Costa transportu: 100 zł/m <sup>2</sup>	Costa materiału: 100 kg/m <sup>2</sup> Costa robocizny: 300 zł/m <sup>2</sup> Costa wykonania: 100 zł/m <sup>2</sup> Costa transportu: 100 zł/m <sup>2</sup>

## Stoiarka drzwi wewnętrznych

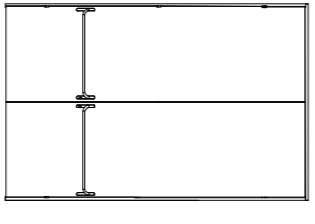
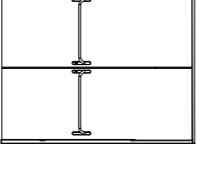
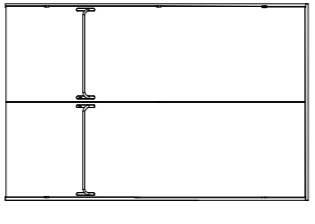
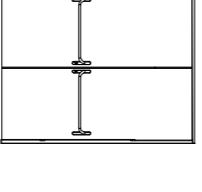
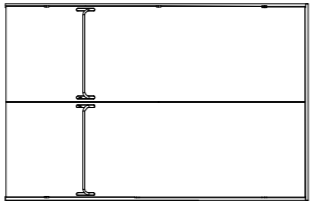
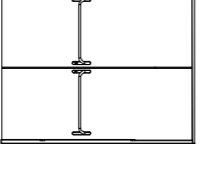
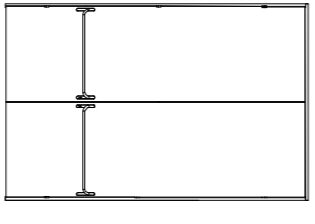
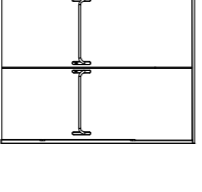
Oznaczenie	D1	D2	D3	D4	D5	D7	D8	D9
Opis	Kierowne pale	Kierowne pale	Kierowne pale	Kierowne pale	Kierowne pale	Kierowne pale	Kierowne pale	Kierowne pale
Schemat								
								
								
								
Wymiary w świetle oszczędny	S 90	H 220	S 140 (90+50)	H 205	S 80	H 220	S 80	H 220
Wymiary w świetle oszczędny	H 220	S 100	H 150	S 90	H 225	S 90	H 225	S 100
Wymiary w świetle drzwi w rozmiarze	S 100	H 225	S 150	H 210	S 90	H 225	S 90	H 225
Wymiary w świetle drzwi w rozmiarze	H 225	S 210	H 210	S 225	H 225	S 225	H 225	S 210
Metaleł	plytowie	plytowie	plytowie	plytowie	plytowie	plytowie	plytowie	plytowie
Oporność ogniowa	-	-	-	-	-	-	-	-
Isolacyjność akustyczna	-	-	-	-	-	-	-	-
Waga	Costa materiału: 100 kg/m <sup>2</sup> Costa robocizny: 300 zł/m <sup>2</sup> Costa wykonania: 100 zł/m <sup>2</sup> Costa transportu: 100 zł/m <sup>2</sup>	Costa materiału: 100 kg/m <sup>2</sup> Costa robocizny: 300 zł/m <sup>2</sup> Costa wykonania: 100 zł/m <sup>2</sup> Costa transportu: 100 zł/m <sup>2</sup>	Wymiary oszczędne 100	Wymiary oszczędne 100	Wymiary oszczędne 100	Wymiary oszczędne 100	Wymiary oszczędne 100	Wymiary oszczędne 100

# ŚLUSARKA ZEWNĘTRZNA

## Ślusarka aluminiowa zewnętrzna

Oznaczenie	D41
Opis	Drzwi zewnętrzne
Schemat	
	
	
	
Wymiary w świetle oszczędny	S 220
Wymiary w świetle oszczędny	H 180
Wymiary w świetle drzwi w rozmiarze	S 225
Wymiary w świetle drzwi w rozmiarze	H 190
Metaleł	aluminium
Oporność ogniowa	-
Isolacyjność akustyczna	-
Waga	Costa materiału: 100 kg/m <sup>2</sup> Costa robocizny: 300 zł/m <sup>2</sup> Costa wykonania: 100 zł/m <sup>2</sup> Costa transportu: 100 zł/m <sup>2</sup>

## Ślusarka stalowa zewnętrzna

Oznaczenie	D22	D21
Opis	Zamiennic pale	Zamiennic pale
Schemat		
		
		
		
Wymiary w świetle oszczędny	S 250	H 200
Wymiary w świetle oszczędny	H 400	S 250
Wymiary w świetle drzwi w rozmiarze	S 260	H 216
Wymiary w świetle drzwi w rozmiarze	H 405	S 255
Metaleł	stal	stal
Oporność ogniowa	-	-
Isolacyjność akustyczna	-	E130
Waga	Costa materiału: 100 kg/m <sup>2</sup> Costa robocizny: 300 zł/m <sup>2</sup> Costa wykonania: 100 zł/m <sup>2</sup> Costa transportu: 100 zł/m <sup>2</sup>	Costa materiału: 100 kg/m <sup>2</sup> Costa robocizny: 300 zł/m <sup>2</sup> Costa wykonania: 100 zł/m <sup>2</sup> Costa transportu: 100 zł/m <sup>2</sup>

Uwa

**INVEST** Sp. z o.o.  
ul. Wolnościowa 2, 53-201 Dąbie  
Tel: +48 71 78 50 000  
www.invest.pl

Zaprojektowane i wykonane przez  
Dział Inżynierię i Budownictwo  
ul. Wolnościowa 2, 53-201 Dąbie  
Tel: +48 71 78 50 000

Projektant: **ARCHITEKTURA**  
ul. Wolnościowa 2, 53-201 Dąbie  
Tel: +48 71 78 50 000

Wykonawca: **PROJEKTOWANIE**  
ul. Wolnościowa 2, 53-201 Dąbie  
Tel: +48 71 78 50 000

Strona 1 z 1

10.2018

39x17

1:100

in-001

**Zestawienie ślusarki i stolarki II**

**A8**